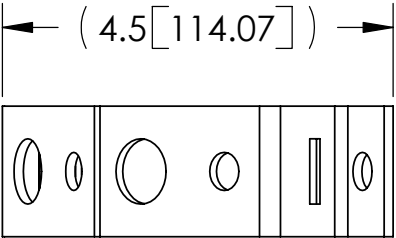
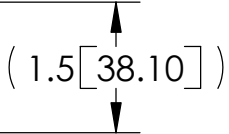
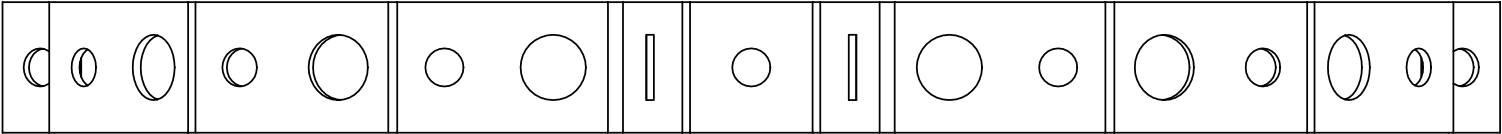
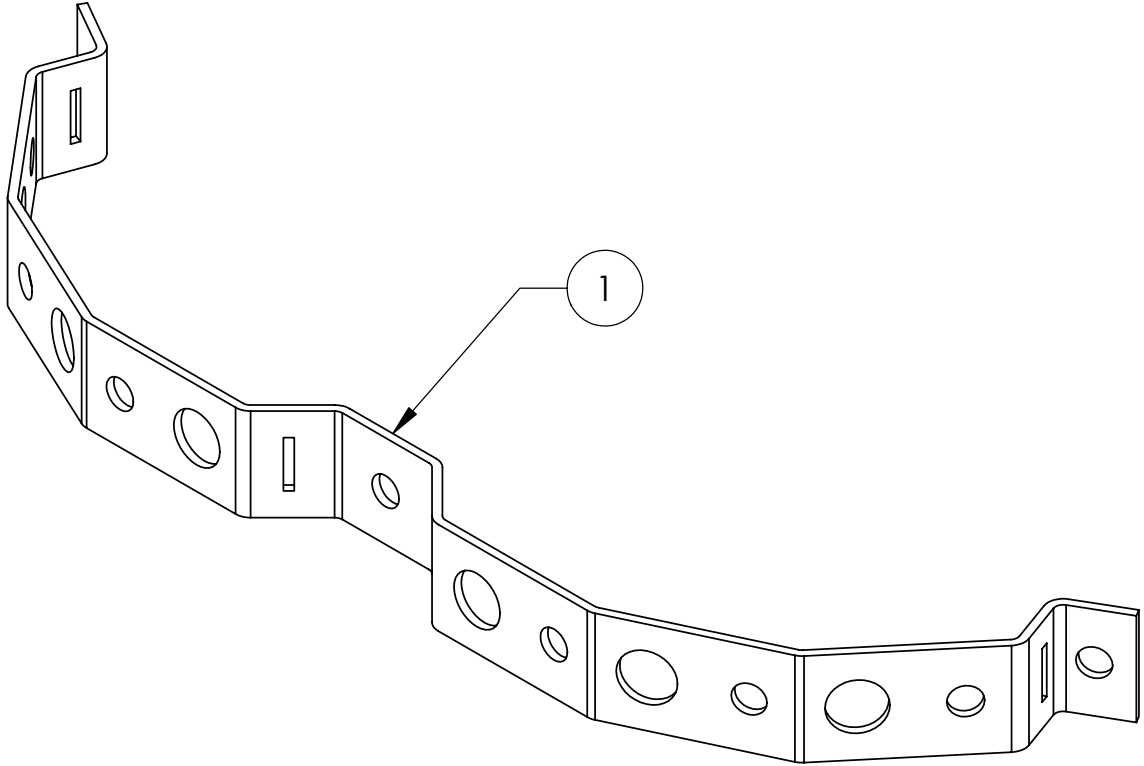
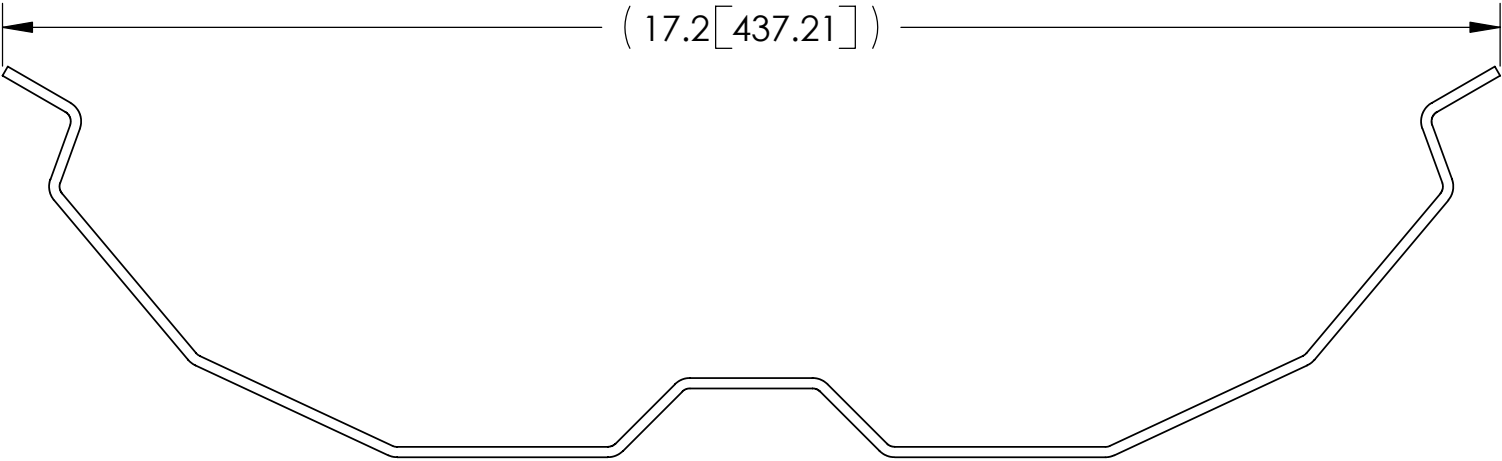


ITEM	PART NO.	DESCRIPTION	QTY.	WEIGHT
1	RMUSBG.01	ROUND MEMBER BRACKET	10	1.00 LBS

REVISIONS				
REV.	ZONE	DESCRIPTION	BY	DATE
A		INITIAL RELEASE	DMW	05/22/01
B		REDRAWN IN SOLID WORKS	AW	11/03/05



These drawings and specifications are proprietary property and may be used only for the specific purpose authorized in writing.

ALL DIMENSIONS ARE IN INCHES U.O.S.
TOLERANCES UNLESS OTHERWISE SPECIFIED:

.X	= ± .06	ANGLES	± 2°
.XX	= ± .03	FRACTIONS	± 1/32
.XXX	= ± .010		

REMOVE BURRS AND BREAK EDGES .005

DO NOT SCALE THIS PRINT

DRAWN BY: AW	SHEET: 1 of 1	PART NUMBER: FM-RMUSBG
CHECKED BY: TP	SCALE: NTS	DESCRIPTION: ROUND MEMBER BRACKET (KIT OF 10)
DATE: 05/22/01	MATERIAL: A36	DRAWING TYPE: ASSEMBLY DRAWING
REVISION: B	FINISH: GALV A123	
	WEIGHT: 9.98 LBS	